

4600 Series

OCCASIONAL TABLES



Inline Table 701-4600



End Table 701-4601



Corner Table 701-4602



Coffee Table 701-4603



Square Coffee Table 701-4604



Console Table 701-4605

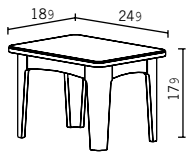


End Table 701-4601
Shown with O9 Oak Finish
Solid Surface Top

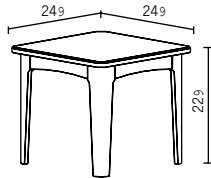
The 4600 Series Occasional Table collection reflects Scandinavian plybent wood design that's ideal for contemporary interiors. Durable construction and a comprehensive offering of table sizes, tops, and edge profiles in a variety of finish stains, makes them ideal for reception, lounge, and public spaces. Product features and benefits include: ❖ Choice of three top surfaces and six edge profiles. ❖ Solid surface top offers exceptional resistance to impact and abrasion. ❖ Solid hardwood frame components with mortise and tenon joint construction for superior stability and durability. ❖ Selection standard wood stains, with custom stain colors available. ❖ State-of-the-art, environmentally-friendly 3-step finish process for a more durable, longer lasting finish surface. ❖ Delivered pricing available. ❖ Our 25-year warranty – your assurance of quality and lasting value.

4600 Series

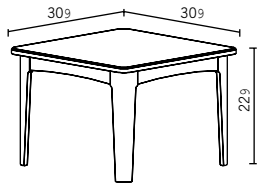
Designed by Jon F. Eells



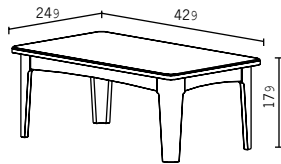
Inline Table



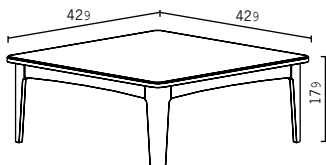
End Table



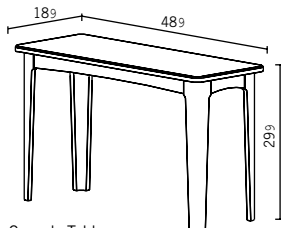
Corner Table



Coffee Table



Square Coffee Table



Console Table

OCCASIONAL TABLES SPECIFICATIONS

CONSTRUCTION SPECIFICATIONS

Style	Model	Height	Width	Depth	Table Weight*	Table/ Carton	Carton Size	Freight Class
Inline	701-4600	17"	18"	24"	32 lbs.	1	26" x 20" x 19"	#150
End	701-4601	22"	24"	24"	38 lbs.	1	26" x 26" x 24"	#150
Corner	701-4602	22"	30"	30"	51 lbs.	1	32" x 32" x 24"	#150
Coffee	701-4603	17"	42"	24"	53 lbs.	1	44" x 26" x 19"	#150
Sq. Coffee	701-4604	17"	42"	42"	75 lbs.	1	44" x 44" x 19"	#150
Console	701-4605	29"	48"	18"	55 lbs.	1	50" x 20" x 31"	#150

* Maximum weight with solid surface top; tables with other tops weigh less.

Top / Surface Material

Laminate Top with Wood Edge:

1" thick, 45-lb. per cubic foot particle board with solid wood edge (1" x 1 1/2") glued to the edges and covered with a high pressure laminate on the top surface and a laminate backer on the bottom surface.

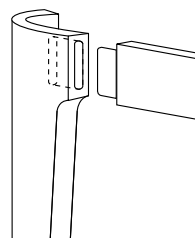
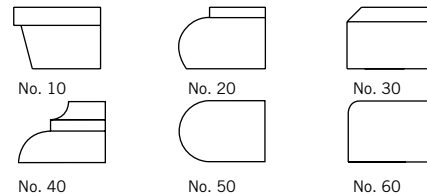
Solid Surface Top:

1" thick overall, consisting of 3/4" thick, 45-lb. per cubic foot particle board with a cast of solid surface material 1/4" thick on the top and 1" thick on the edges with a balance sheet on the bottom surface.

Veneer Top with Wood Edge:

1" thick, 45-lb. per cubic foot particle board with solid wood edge (1" x 1 1/2") glued to the edges and covered with a veneer of wood on the top surface and a veneer of wood on the bottom surface.

Edge Style



Skirts

Solid hardwood 3/4" x 2 3/4" mortise and tenon joined and glued into legs. Length contingent upon table style.

Legs

Plybent, 16 ply finishing at 13/16". Length contingent upon table style.

Standard Glides

3/4" Diameter. Polyethylene nail on.

General Materials & Methods

Skirts are attached to legs with mortise and tenon joints and glued with an epoxy adhesive. Tops are attached with metal angle brackets and 3/4" wood screws. Tables are shipped fully assembled with tops attached.

Finish

First application is an organic pigment, grain enhancing stain. The second application is a high solids catalyzed sealer. After the sealer is dry, it is sanded. Final application is #55 gloss high solids mar-resistant catalyzed finish. Our finishes are E.P.A. compliant.



Warranty

Tables are warranted against defects in materials and workmanship for a period of 25 years from date of delivery.

To Order

- Specify the Model Number of the desired table style.
Example: #701-4601 End Table.
- Specify the desired top/surface material from the three options described below.
 - If Laminate Top with Wood Edge, specify laminate make/style and the finish color of the wood edge (refer to Sauder Education Beech Finishes or provide sample if a color match).
 - If Solid Surface Top, specify color/pattern choice.
 - If Veneer Top with Wood Edge, specify the finish color (refer to Sauder Education Beech Finishes or provide sample if a color match).
- Specify Edge Style. Example: #20.

Note

Finishes and table top surface shown in this literature were readily available at time of photography. However, Sauder Education cannot guarantee continuing availability of any finish or table top surface.

For more seating and table information, contact Sauder Education at:

930 W. Barre Rd.
Archbold, Ohio 43502

1.800.537.1530 ph.
419.446.4945 fax
SauderEducation.com



Business and Institutional Furniture Manufacturers Association

SAUDER | Education